

Clinotronic S

Inclination measurement ... as easy as it gets.



Features

- Measuring range $\pm 45^\circ$
- Sensitivity 5 arcsec
- Setting of new compensation points with wylerMASTER
- Adjustable to local gravity
- Aluminum housing, hard anodized
- Data transmission, wireless (BT Low Energy)
- Data transmission, cable
- wylerTRIGGER support for data acquisition
- CE conformity



Housing versions

- Clinotronic S XG45
- Clinotronic S HG45, with magnetic inserts on all 4 bases
- Clinotronic S PG45, with M3 threads on all 4 bases
- Clinotronic S UG45, with magnetic inserts and M3 threads on all 4 bases

Sales configurations

- Clinotronic S Bundle, preconfigured with case
- Clinotronic S Modular

Connectivity

The Clinotronic S offers data transmission either wireless via Bluetooth low energy or wired via USB cable.

Up to 2 Clinotronic S can be connected to the outdoor android based remote display with pre-installed APP wylerUNIVERSAL.




Up to 2 Clinotronic S can be connected to the PC via the wylerCONNECT MINI, a Bluetooth USB communication module.




Multiple Clinotronic S connected to the PC via the wylerCONNECT.



The Clinotronic S can be connected to the PC via the USB cable. Multiple devices can be connected via an external, powered USB hub.

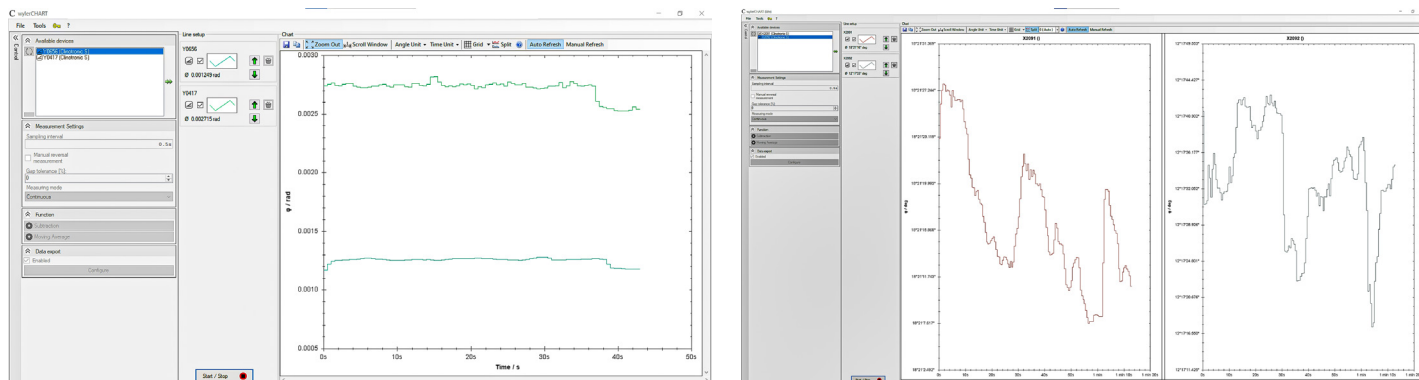


Examples of Applications



Software

wylerCHART in LITE mode is free to use for up to 2 measuring channels.



wylerCHART and wylerDYNAM can be used for continuous measurement and monitoring.

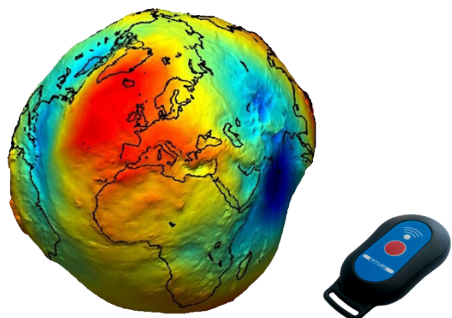


wylerINSERT is for inserting single values directly into e.g. Excel

The SDK offers the ability to integrate the measuring data into an own application.

Further Highlights

The user friendly designed Man-Machine-Interface allows a very intuitive handling. The large, backlit color display is focusing on low power consumption. It therefore provides excellent readability even under adverse conditions like a work shop or under a machine. In addition the most common measurement units are implemented in the Clinotronic S.

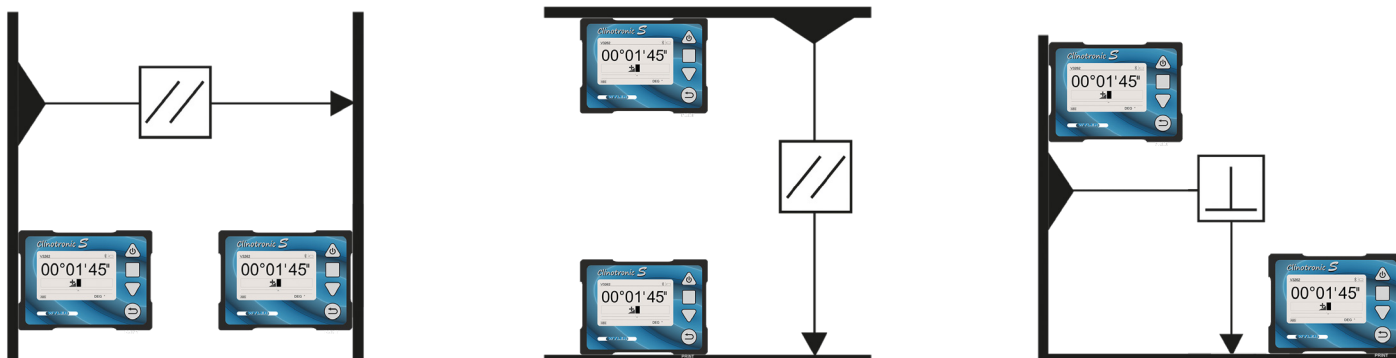


With the adjustable local gravity function the Clinotronic S ensures worldwide best possible accuracy.

With the wylerMASTER local calibrations as well as setting of new compensation points to the Clinotronic S are possible.

The wylerTRIGGER supports the user with its comfortable data acquisition functionality.

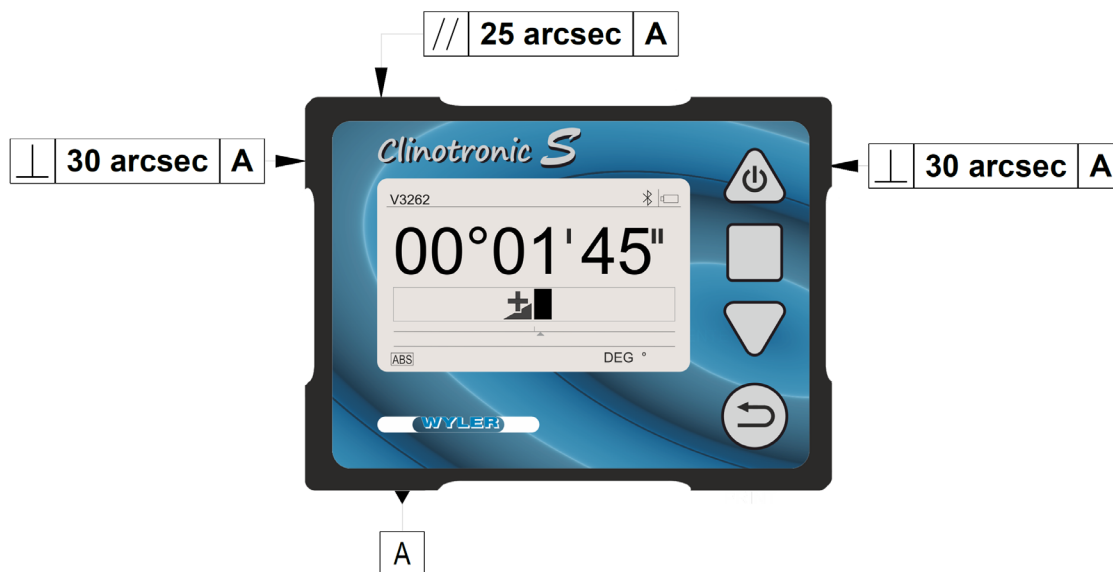
Multi-purpose capabilities demonstrates the Clinotronic S with all four precision surfaces that allow the measurement of parallelism as well as perpendicularity.



Technical data

Specification	Clinotronic S
Sensitivity	5 arcsec
Range	± 45°
Limits of error within 12 months* T _A = 20°C; MW = measured value	0.055% MW / min 15 arcsec
Response time	5 sec
Digital output	Bluetooth Low Energy
External power supply	5 V DC (USB)
Current consumption	500 mA @ 5V DC
Batterie	Lithium-ion battery, 1 x 3.6V, 3333mAh (12Wh)
Operating temperature	0 ... 40°C
Storage temperature	-20 ... 60°C
Protection class (with protection cap for USB-C)	IP 64
Weight	400 g
Dimension (Length x Width x Height)	100 x 30 x 75 mm
CE conformity	

* typical value



WYLER AG

Inclination measuring systems
 Im Hölzli 13, CH – 8405 Winterthur (Switzerland)
 +41 (0)52 233 66 66
 wyler@wylerag.com
 www.wylerag.com

