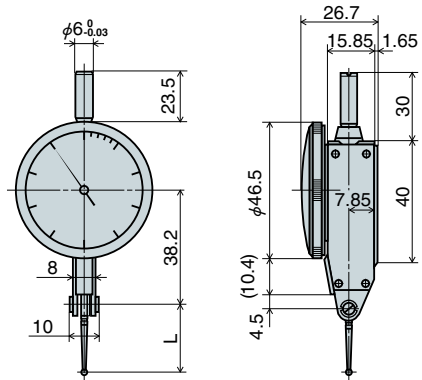
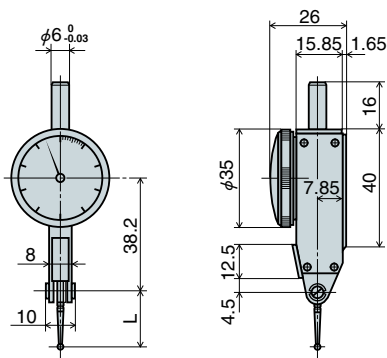


2

Dimensions of Lever Type Dial Indicators

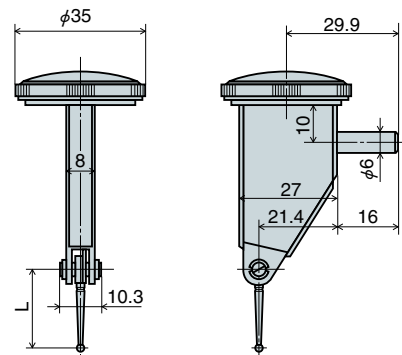
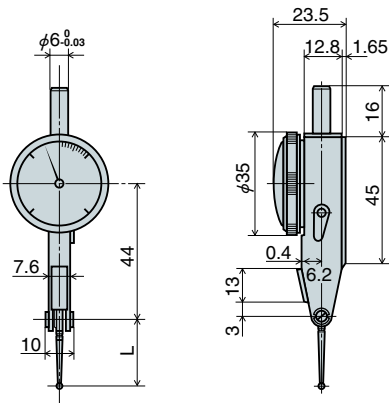
Contact Points Length and Types



Model	L (mm)
PCN-1A . PCN-1AE . PCN-1AU . PCN-7A	21.3
PCN-1B . PCN-1BE . PCN-1BU . PCN-1BZ(A)(B)	22.2
PCN-1L . PCN-1LE . PCN-1LU . PCN-1LZ(A)(B)	42.8
PCN-2 . PCN-2E . PCN-2U . PCN-2Z(A)(B)	17.8
PCN-2B . PCN-2BU	16.6
PCN-S	11.7
PCN-7C	16.6

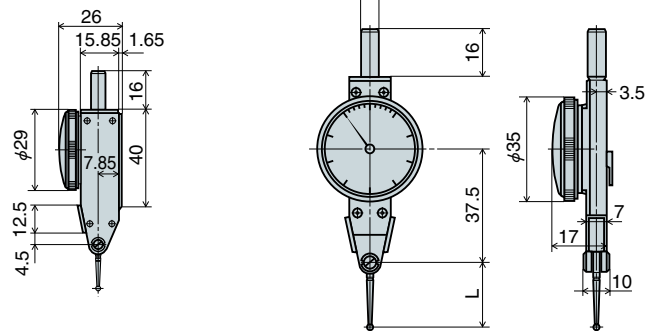
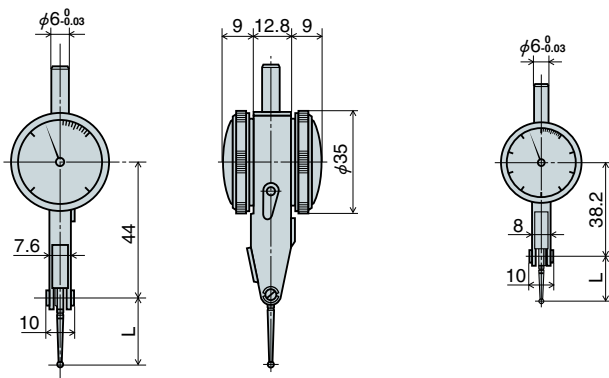
Model	L (mm)
PCN-1AD	21.3
PCN-2BD . PCN-SD	16.6
PCN-1LD	42.8

Resplacable Contact Points (M1.7 × 0.35)



Model	L (mm)
PC-1A . PC-1AE	21.4
PC-1B . PC-1BE	22.4
PC-1L . PC-1LE	43.0
PC-2	12.0

Model	L (mm)
PCN-5 . PCN-5U	21.3
PCN-6 . PCN-6U	17.8



Model	L (mm)
PC-1BW	22.4

Model	L (mm)
PCN-0	21.3

Model	L (mm)
PC-3	21.4
PC-4	12.0
PC-3L	43.0